

# Getting ready for the 2023 National Scout Jamboree

June 03, 2023



BOY SCOUTS OF AMERICA®  
CAPITOL AREA COUNCIL

# Unit Leader Introductions

4314

38 people



Chris McGregor



Jarrold Mejia



Mathew Maloney 



Kevin Gaines

Adult  
Chaperones

Andrea Gaines

4315

38 people

Darren Hoy

Nick Rietsch 

Glenn Stotts

Kimberly Avery

Chris Epstein

James Raymond

Michael Patrick

4328

13 People

Maria Pinales

Betsy Shelton 

Kristi Palm

Aaron Pierce

All leaders are fully registered and trained

# Today's Agenda

- Meet the unit leaders
- Key documents to help you prepare
- Contingent travel plans
- Our Washington itinerary
- Personal equipment
- Administrative preparation
- The jamboree experience
- You want to know what?!



# Important Handouts Today

- Leader Contact Info
- Flight departure/return info
- Washington itinerary
- Gear and packing list
- PED policy
- Unit Rosters
- Rafting Release Form
- World Strides Code of Conduct and Medical Release Forms





# Flight Details



# Core Travel Plans

*See flight departure/return handout*

- Depart Austin: July 17, 2023
  - Be at the Baggage Claim area by **2:30am** for a 5:05 flight
- Leave D.C. on 2-55 person buses for Jamboree: July 19
- Return to Austin: Friday evening, July 28, 2023





## Departures on July 17

Unit	ScoutMaster	Flight	Departure City	Depart Date/Time	Arrival City	Arrival Date/Time
4314	McGregor	Southwest WN3191	Austin	7/17 5:05A	Baltimore	7/17 9:20A
4328	Pinales					
4315	Hoy					

- Should be at Austin-Bergstrom Int'l Airport **by 2:30 a.m.**
- Meet in the Baggage Claim Area
- Buses will meet the Contingent at the BWI Airport



## Returning on July 28

Unit	ScoutMaster	Flight	Departure City	Depart Date/Time	Arrival City	Arrival Date/Time
4314	McGregor	American AA2419	Charlotte	7/28 5:15P	Austin	7/28 7:07P
4328	Pinales					
4315	Hoy	American AA1860	Charlotte	7/28 6:32P	Austin	7/28 8:23P

- Pick up at Baggage Claim
- Sign-out with Unit Scoutmaster



# Flight Requirements

- **Departing from Austin-Bergstrom International Airport on July 17:** Be under escalator by Baggage Claim Carousel One **2.5 Hours** before scheduled departure time.
- Be prepared for **security rules** of Transportation Safety Administration: no knives, travel-sized liquid containers only (water bottles should be empty), etc.
- Knives and larger Liquids must go in Larger Duffel
- **Weight** of duffel must be **50 pounds or less**. (For non-SWA, bag fee covered by unit leader.
- Jambo leaders will have **tickets**.



# Other Flight Requirements

- **Carry** small Jamboree carry-on bag and daypack.
- Bring IDs
- **Must** wear Field (**Class A**) uniform. (No exceptions.)
- In DC, Large Duffel Will go under the bus and not be available until we check in at Jamboree.



# Flight: Carry-on bag & and Day Pack

*See the packing list for participants*

- Clothing for a day in D.C. (uniform+) & *also* for first day (set up) at Jamboree
- Personal toiletries
- Any medications
- Clothes for sleeping
- Non-uniform (but Scouting or plain) t-shirt for evening wear.)



# Touring Washington D.C.





# While in D.C.

- Busses take contingent around Washington.
- **Hotel** – arranged by Jamboree committee.
  - Up to 4 youth per room, assigned by leaders.
  - All youth in each room will be no more than 2 years apart. May not all be from the same Jambo Troop.
  - Travel agency will provide hall safety monitors
- **All meals provided.** (No out-of-pocket.)
- **Safety plan:**
  - All youth will have *buddies at all times*
  - Adults will have all cell numbers.
    - Youth must have charged phones.





# Touring D.C., July 17

- Arrive in Washington late morning.
  - Arlington Nat'l Cemetery, Tomb of the Unknown, Kennedy Gravesite, Iwo Jima Marine Memorial, Washington Monument, National Archives, Boy Scout Memorial, FDR Memorial, Jefferson Memorial, MLK Monument.
- Lunch at a food court
- Dinner at Union Station
- Arrive at Hotel ~10pm'ish



# Touring D.C., July 18

- Capitol Hill Grounds, Library of Congress, Supreme Court,
- Lunch at Union Station.
- White House (photo stop),  
Smithsonian Museums: American History, Natural History, Air & Space Museum, Korean and Vietnam Memorials



# Leaving D.C., July 19

- Depart hotel after early breakfast. Load buses.
- Ride to West Virginia.
- Arrive at Summit Bechtel Reserve early afternoon.





# Equipment



# In Your Duffel Bag

*See the packing list for participants.*

- Label everything!
- Personal gear for summer long-term camping
  - Toiletries, flashlight, sunscreen, day pack, etc.
  - Limited pocket money. Of course, water bottles!
- Full field (Class A) uniform (esp. for travel).
- Clothing for warm weather, rain, water sports, around camp.





# Service Project Clothes

- Long pants (jeans)
- Durable shirt
- Hat
- Boots
- Work gloves
- Water bottle (of course)
- May get paint on them




# Dining & Unit Equipment

- **Tents, Plate and utensils** to be provided at Jamboree.  
(Bring a cup)
- **Cots, shelters, cooking and cleaning equipment** provided by Jamboree – will be onsite when we arrive.



# In Your Daypack

- During Jamboree, use a personal daypack, such as a book bag.
- Carry items needed during the day when away from campsite: Water, rain gear, phone & charger, cash, flashlight, minor first aid supplies, other personal items.
- Will carry lunch issued in morning.
- Girls can keep purse here.
- Label the bag.





# Personal Electronics Policy

- Participants may bring personal electronic devices (PEDs) with charging accessories but will be solely responsible for them. *There are too many of us to be able to stop to look for lost devices, for example.*
- PED use must be appropriate (in line with Scout Oath and Law) *and* respectful of privacy. Use must not be a distraction. No gaming during free time.
- PEDs will be confiscated if a problem. *Unit leaders have the final word about confiscations.*



# Personal Electronics Policy

- All cell phone numbers will be stored in unit leader phone contact lists in case youth contact is needed.
- Special apps used for drawing food for unit meals.
- Participants must be prepared (zip-lock bags or cases) to protect PEDs from wet weather.
- There are limited charging stations so participants must plan to conserve battery power and charge when possible. (Consider a solar charging device.)
- Radios may be used for listening to Jamboree radio station QBSA if not a distraction.

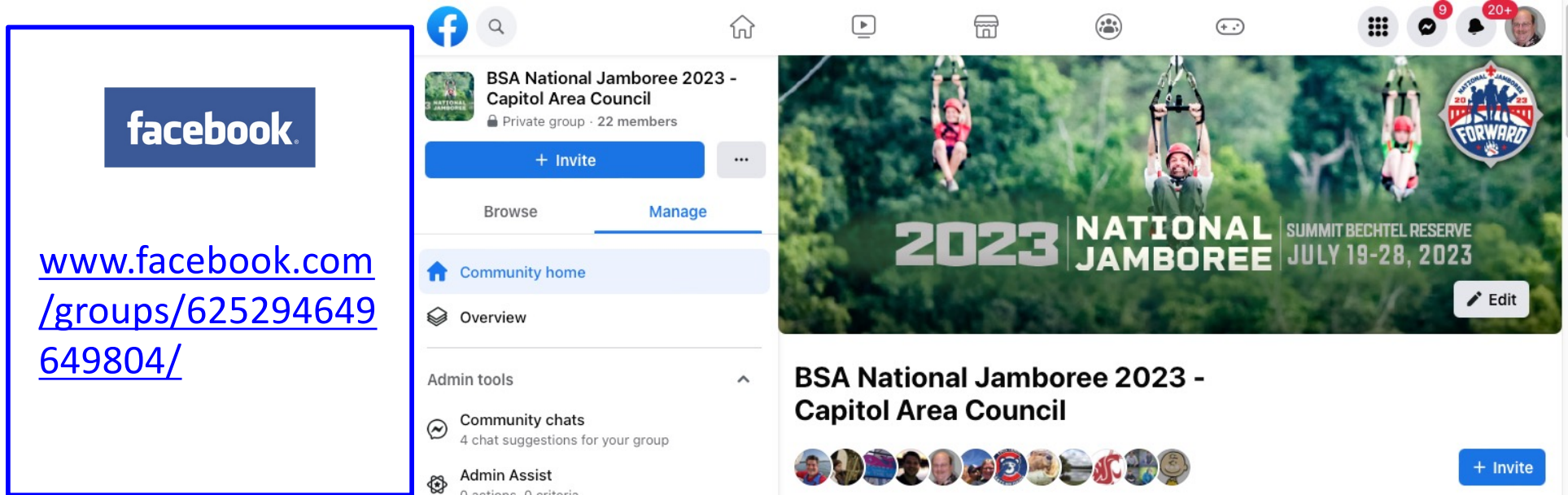


# Personal Electronics Policy

- Before the Jamboree, participants *should download a jamboree app* (available in July), which works on both iPhones and Androids.
- During the Jamboree all information – including emergency alerts – is transmitted to those with smart phones using that app.
- No information will be printed and none sent to those without smart phones.
- If you don't have a smart phone then buddy up with someone who does.



# 2023 CAC Jamboree Facebook Page



- To communicate
  - Pre-Jamboree news/events/requests
  - Goings on while at Jamboree
  - Info/Updates on the trip home
  - Remember that all families in all three units will see the communications
- Request to join now
  - Private group for participants and parents/caregivers only.
  - Admins will be SMs, Sully, and Charles Mead (CAC Media/Marketing)

# Administrative Issues



**BASE CAMP D  
MEDICAL FACILITY**

# Medical Requirements

- Everyone should load **medical form** and answer questions on Jamboree site **ASAP**.
- Give a *copy* of BSA Medical & Health Record form (all 3 sections) + Risk Acknowledgement with medical professional's signature to unit Medic ASAP.
- Medic to hold all prescription Meds; just like Summer Camp.
- Be physically prepared to hike 8+ miles daily.




# Jamboree Memorabilia

- Can order [BSA Jamboree memorabilia](#) now – and avoid trading post lines.
- Pick up your Contingent SWAG and patches at the end of this meeting.





# Swim Tests

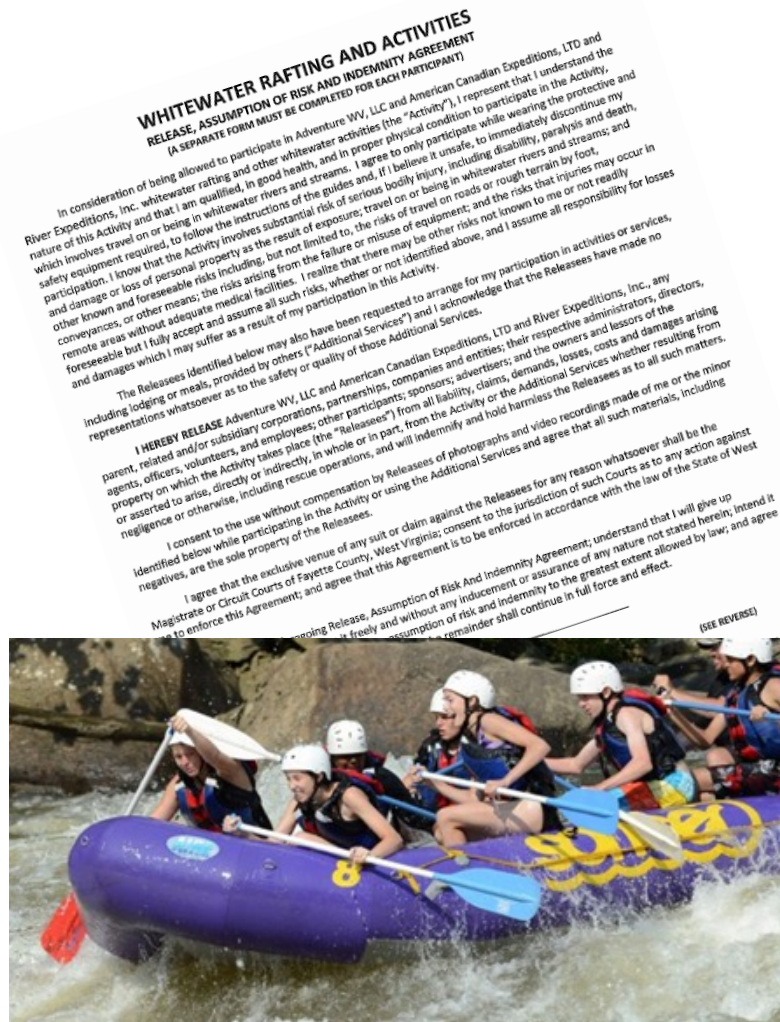


- Scouts are responsible for obtaining their own swim check.
  - Let your Jamboree Scoutmaster know if you are having trouble obtaining a Swim Test.
- Send BSA “Swimmer” certification to your Medic
- You must be a BSA “Swimmer” to participate in any Jamboree Aquatic activity, including RAFTING
- We must have your certification to create your Buddy Tag

**You can participant in any and all of the other Jamboree activities if you are not a “Swimmer”**

# Whitewater Rafting

- Whitewater rafting:  
**None allowed without a release signed by parents! No exceptions.**
- Must be a BSA Swimmer!
- Take multiple copies, just in case.
- Rafting will take most of a day – day assigned on arrival.



## WHITewater RAFTING AND ACTIVITIES RELEASE, ASSUMPTION OF RISK AND INDEMNITY AGREEMENT (A SEPARATE FORM MUST BE COMPLETED FOR EACH PARTICIPANT)

In consideration of being allowed to participate in Adventure WV, LLC and American Canadian Expeditions, LTD and River Expeditions, Inc. whitewater rafting and other whitewater activities (the "Activity"), I represent that I understand the nature of this Activity and that I am qualified, in good health, and in proper physical condition to participate in the Activity, which involves travel on or being in whitewater rivers and streams. I agree to only participate while wearing the protective and safety equipment required, to follow the instructions of the guides and, if I believe it unsafe, to immediately discontinue my participation. I know that the Activity involves substantial risk of serious bodily injury, including disability, paralysis and death, and damage or loss of personal property as the result of exposure; travel on or being in whitewater rivers and streams; and other known and foreseeable risks including, but not limited to, the risks of equipment; and the risks that injuries may occur in conveyances, or other means; the risks arising from the failure or misuse of equipment; and the risks that injuries may occur in remote areas without adequate medical facilities. I realize that there may be other risks not known to me or not readily foreseeable but I fully accept and assume all such risks, whether or not identified above, and I assume all responsibility for losses and damages which I may suffer as a result of my participation in this Activity.

The Releases identified below may also have been requested to arrange for my participation in activities or services, including lodging or meals, provided by others ("Additional Services") and I acknowledge that the Releases have made no representations whatsoever as to the safety or quality of those Additional Services.

I HEREBY RELEASE Adventure WV, LLC and American Canadian Expeditions, LTD and River Expeditions, Inc., any parent, related and/or subsidiary corporations, partnerships, companies and entities; their respective administrators, directors, agents, officers, volunteers, and employees; other participants; sponsors; advertisers; and the owners and lessors of the property on which the Activity takes place (the "Releasees") from all liability, claims, demands, losses, costs and damages arising or asserted to arise, directly or indirectly, in whole or in part, from the Activity or the Additional Services whether resulting from negligence or otherwise, including rescue operations, and will indemnify and hold harmless the Releasees as to all such matters.

I consent to the use without compensation by Releasees of photographs and video recordings made of me or the minor identified below while participating in the Activity or using the Additional Services and agree that all such materials, including negatives, are the sole property of the Releasees.

I agree that the exclusive venue of any suit or claim against the Releasees for any reason whatsoever shall be the Magistrate or Circuit Courts of Fayette County, West Virginia; consent to the jurisdiction of such Courts as to any action against me to enforce this Agreement; and agree that this Agreement is to be enforced in accordance with the law of the State of West Virginia.

(SEE REVERSE)

# World Strides Code of Conduct & Medical Release Forms

- See handouts
- Fill out, sign and hand to unit Medic, today if possible.
- Forms (Front and Back)
  - Student Code of Conduct
  - WorldStrides Medical Release Form



**BOY SCOUT RULES AND REGULATIONS  
PERSONAL BEHAVIOR CONTRACT**

The **WorldStrides** tour you have elected to attend offers many unique opportunities and experiences. Beyond the educational benefits, the tour offers opportunities to form new friendships and to meet the challenges of independence.


We at **WorldStrides** promote a tour atmosphere where chaperones and scouts support one another with genuine respect. As a scout participant, it is your responsibility to help make the tour a positive and enjoyable experience for yourself, fellow scouts, and chaperones. All participants are expected to demonstrate high standards of conduct and to accept personal responsibility and consequences for their actions. You are expected to exhibit honesty, courteousness and consideration toward others. This includes those in your group, as well as anyone else with whom you may come in contact, such as **Motocoach** Drivers, Guides, and Restaurant and Hotel Staff.

Our goal at **WorldStrides** is to make this trip an educational, safe and enjoyable experience for everyone. We require your cooperation and commitment to the following behavior standards to help us meet this goal.

We expect the scout participant to obey the following rules of behavior:

- ✦ The scout is to follow the directions and the rules and regulations established by the Chaperones both prior to and during the tour.
- ✦ The scout shall not be involved in any way with smoking, alcohol, illegal drugs, vandalism, theft, or any other type of behavior that is judged by the chaperones to be detrimental to the health, well-being, safety, or reputation of him/herself or anyone else in the group including the Chaperones or **WorldStrides**.
- ✦ The scout shall comply with all rules and regulations of the various governmental and vendor agencies (such as airlines, hotels, **motocoach** companies, etc.).

\_\_\_\_\_ shall remain with the group at all times unless, and only if and when, the Chaperones specifically allow you free time. \_\_\_\_\_ Chaperones, and **WorldStrides** Staff \_\_\_\_\_ which they were found.

 **WorldStrides®**

**Emergency Medical Release**  
THIS FORM SHOULD BE COMPLETED AND RETURNED TO YOUR SCOUTMASTER

Participant's Name \_\_\_\_\_ Birthdate \_\_\_\_\_ parent/guardian

Street Address \_\_\_\_\_ City \_\_\_\_\_ State \_\_\_\_\_ Zip \_\_\_\_\_

**EMERGENCY INFORMATION**

Father's Name \_\_\_\_\_

Home Phone ( ) \_\_\_\_\_ Bus Phone ( ) \_\_\_\_\_ Cell Phone ( ) \_\_\_\_\_

Mother's Name \_\_\_\_\_

Home Phone ( ) \_\_\_\_\_ Bus Phone ( ) \_\_\_\_\_ Cell Phone ( ) \_\_\_\_\_

**In an emergency when parent/guardian cannot be reached, please contact the following:**

Name \_\_\_\_\_ Home Phone ( ) \_\_\_\_\_ Bus Phone ( ) \_\_\_\_\_

Name \_\_\_\_\_ Home Phone ( ) \_\_\_\_\_ Bus Phone ( ) \_\_\_\_\_

Allergies \_\_\_\_\_ Last Tetanus \_\_\_\_\_

Other medical conditions \_\_\_\_\_

Medication being used (include dosage/frequency) \_\_\_\_\_

Present state of health \_\_\_\_\_

Family Physician \_\_\_\_\_ Phone ( ) \_\_\_\_\_

Medical/Hospital Insurance Company \_\_\_\_\_ Phone ( ) \_\_\_\_\_

Policy Holder's Name \_\_\_\_\_ Policy Number \_\_\_\_\_

**AUTHORIZATION FOR TREATMENT OF MINOR**

I, the undersigned, understand and acknowledge that every effort will be made to contact the parents in case of an emergency, and, if possible, before any medical treatment is administered. In the event of an emergency or if the parents cannot be notified, I hereby give permission to secure proper treatment for my child as named on this form. If necessary, this includes selection of physicians and medical treatment facility who are then authorized to perform such medical treatments as

# Jamboree app

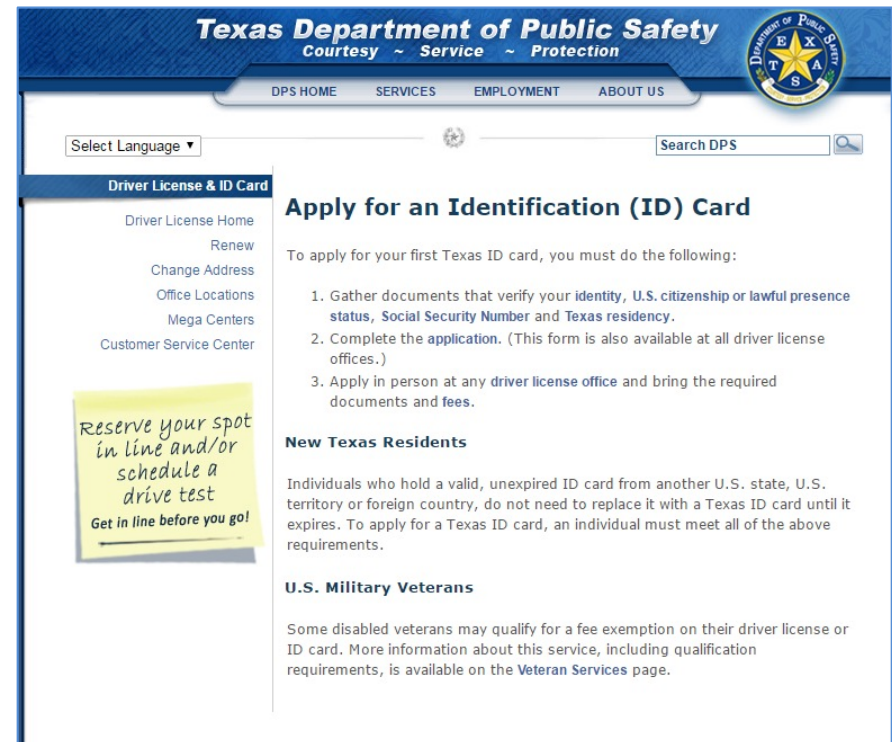
- **All** communications will be shared through **Jamboree app**: events, activities, schedules, weather warnings, and maps.
- Site has a good Cell/Wifi network.
- Available through the App Store or a link on the Jamboree site.  
Download it *ASAP, not onsite.*
- Available in July for both iPhones and Androids.





# I.D. from DPS

- Recommend to have an identification card issued by the Texas Dept. of Public Safety.  
(Do not recommend passports, very costly to replace if lost)



# Bags & Patch Pick Up

- Will be given:
  - 1 Jamboree 130L duffel bag
  - 1 Jamboree 30L carry-on bag
  - 1 complete set of Jambo patches (including center patches)
  - Contingent neckerchief
  - 4 council jamboree council shoulder patches
  - 2 Jamboree unit numeral patches
  - Contingent t-shirt and hat
  - Plus, personal orders



- *Pick up today!*

# Jamboree Overview





# Uniforms for Travel, Shows

- Must wear full uniforms when traveling and at various Jamboree events.





# Family Visits

- There is a special visitors area and families are welcome. Some activity areas are not open to visitors. (Most base camps are off limits.)



# Jamboree Program

2017 NATIONAL JAMBOREE DAILY SCHEDULE

	Wednesday 7/19/2017	Thursday 7/20/2017*	Friday 7/21/2017*	Saturday 7/22/2017	Sunday 7/23/2017	Monday 7/24/2017*	Tuesday 7/25/2017*	Wednesday 7/26/2017*	Thursday 7/27/2017	Friday 7/28/2017					
Theme	First Day										Last Day				
6 a.m.	Units Arrive 6 a.m. to 4 p.m.	REVEILLE									Units Depart 5 a.m. to NOON				
7 a.m.		BREAKFAST													
7:30 a.m.		Raise Colors - 12 Points				Raise Colors - 12 Points									
8 a.m.		Worship Services 7:30 a.m. - 11:30 p.m.				Adventure areas and Summit Center open per below schedule									
9 a.m.															
9:30 a.m.															
10 a.m.															
10:30 a.m.															
11 a.m.															
11:30 a.m.															
Noon		Worship Services***				Stadium Event 1 p.m. - 5 p.m.									
12:30 p.m.															
1 p.m.															
2 p.m.															
3 p.m.															
4 p.m.															
5 p.m.	DINNER														
6 p.m.															
7 p.m.	Base Camp Welcome Activities & Leaders' Meeting Live Stream	Colors			Stadium Show 7-9 p.m.	Colors			Stadium Show 7-9 p.m.						
7:30 p.m.															
8 p.m.		Worship Services***													
8:30 p.m.															
9 p.m.										Staff Departures NOON to 9 p.m.					
9:30 p.m.	TAPS														
10 p.m.	ALL QUIET														
Adventure Areas	NOON - 5 p.m.	8 a.m. - 5 p.m.	8 a.m. - 5 p.m.	8 a.m. - 4 p.m.	Closed	8 a.m. - 5 p.m.	8 a.m. - 5 p.m.	8 a.m. - 5 p.m.	8 a.m. - 4 p.m.		Closed				
**** Summit Center	NOON - 5 p.m.	8 a.m. - 5 p.m.	8 a.m. - 5 p.m.	8 a.m. - 4 p.m.	1 p.m. - 5 p.m.	8 a.m. - 5 p.m.	8 a.m. - 5 p.m.	8 a.m. - 5 p.m.	8 a.m. - 4 p.m.	Closed					
Visitor Hours	None	None	9 a.m. - 5 p.m.	9 a.m. - Show close	1 p.m. - 5 p.m.	9 a.m. - 5 p.m.	9 a.m. - 5 p.m.	9 a.m. - 5 p.m.	9 a.m. - 4 p.m.	None					

\* Special program days:

Whitewater rafting: ~2,800 Scouts per day on the river

Day of Service: ~5,000 Scouts per day offsite on service projects

Garden Ground Mountain Hike: ~5,000 Scouts per day hike to Garden Ground Mountain

\*\* Various dedication ceremonies will be scheduled throughout the Jamboree

\*\*\* Jewish and Muslim services to be held during this period

\*\*\*\* All activities may not be available during these times

# Programs & Activities

- Zip lines
- Climbing and rappelling
- Boarding & biking
- Boating, SUP, water obstacles and fishing
- Shooting & field sports
- Environmental, science and scouting
- Highland games & mountaineering



# Special Events

- Subcamp Bashes
- Hometown celebration
- Troop Service Project
  - On Site
- Worship Services





# Patch Trading

- If interested, take patches to trade.
- Don't spend too much time and miss the activities.



# Spending Money

- No money needed for meals but there will be opportunities for souvenirs and snacks.
- Can take debit/credit cards or cash.
  - \$100 should be more than sufficient.



# Weather conditions

Whew! July in southern West Virginia

Highs: Upper 80°s

Lows: 60°s

Rain: 5-6 inches  
(rainiest month)

Humidity: 60-70%


Wind: light

Hot, humid. It *will* rain.





# What is an Official Uniform?





# Questions?



# Get Ready for Jamboree!

*To make the most of the National Scout Jamboree experience, start preparing and exercising now!*

